

The background of the entire page is a photograph of an elevator shaft. The walls are a vibrant, gradient color transitioning from orange at the top to pink and purple at the bottom. The ceiling is white with several recessed, circular lights. In the center, the elevator doors are visible, with a control panel on the left side. The panel has an upward arrow and the number "8".

MATERIALS AND ACCESSORIES

PREMIUM COLLECTION

KONE N MiniSpace™ DX, KONE MiniSpace™ DX,
KONE N MonoSpace® DX, KONE S MonoSpace® DX

MATERIALS AND ACCESSORIES FOR ELEVATOR CAR INTERIORS

This catalog presents our full selection of elevator car interior materials and accessories.

All the options included in our offering are designed to be both visually appealing and functional.

The materials and accessories presented in this catalog are available for KONE N MiniSpace™ DX, KONE MiniSpace™ DX, KONE N MonoSpace® DX, and KONE S MonoSpace® DX.



reddot winner 2020


Wall finishes	3
Floor finishes	4
Door finishes	5
Ceilings	6
Handrails	6
Skirting	6
Standard mirrors	7

Whatever type of building you're developing, we have a solution to fit your design, budget, and building-use requirements.



BUILD SMARTER

Take advantage of our new planning tools to help you save time, make the right decisions, and plan your elevator car interior down to the very last detail.



KONE CAR DESIGNER

Check out our themed design directions or create your own unique car interior by combining materials, lighting, and accessories, then bring your vision to life with 3D modeling.

KONE CAR DESIGNER MOBILE APP

Bring your elevator car designs to life with immersive virtual, mixed, and augmented reality experiences through your smartphone.

TRY OUR PLANNING TOOLS




www.kone.co.th



ATTRACTIVE, DURABLE WALL FINISHES










Design a car interior that's easier than ever to clean and maintain with our new range of functional materials. Our specialized anti-stain, anti-fingerprint coating helps keep colored stainless steel surfaces looking as good as new by preventing staining and making fingerprints less visible.

* Anti-stain, anti-fingerprint coating:
This specialized coating helps keep colored stainless steel elevator materials looking as good as new by preventing staining and making fingerprints less visible.





-  Green Mark
-  LEED/BREEAM
-  LEED/BREEAM and Green Mark

STEEL




BRUSHED STAINLESS STEEL

								
ST4 Silver brushed stainless steel ST4AFP with anti-fingerprint coating	ST4LH Silver long hairline	ST2 Gold brushed stainless steel ST2AFP with anti-fingerprint coating	ST5 Copper brushed stainless steel ST5AFP with anti-fingerprint coating	ST6 Bronze brushed stainless steel ST6AFP with anti-fingerprint coating	ST7 Carbon black brushed stainless steel	CB Carbon black brushed stainless steel with anti-fingerprint coating	ST43 Silver brushed stainless steel	ST43LH Silver long hairline









METALLIC PAINTED STEEL

			
METP1FT Champagne, fine textured metallic painted steel	METP5FT Trustworthy Blue, fine textured metallic painted steel	METP6FT Iron Stone, fine textured metallic painted steel	METP7FT Metallic Black, fine textured metallic painted steel




PAINTED STEEL

		
PP10FT Pure White, fine textured painted steel	PP18FT Linen Brown, fine textured painted steel	PP20FT Wool Gray, fine textured painted steel




ETCHED STAINLESS STEEL

							
ST28S Silver Pop, etched stainless steel	ST31S Silver High-rise, etched stainless steel	ST44S Silver Wood, etched stainless steel	ST36C Copper Graphics, etched stainless steel	ST42C Copper Circle, etched stainless steel	ST42B Carbon Black Circle, etched stainless steel	ST42BR Bronze Circle, etched stainless steel	ST42G Gold Circle, etched stainless steel




WOODEN PRINTED STEEL

		
WS1 Light wooden printed steel	WS2 Warm wooden printed steel	WS3 Dark wooden printed steel



MIRROR-POLISHED STAINLESS STEEL

		
MP1 Silver mirror polished stainless steel	MP4 Copper mirror polished stainless steel	MP5 Carbon Black, mirror polished stainless steel



SATIN STAINLESS STEEL

		
MP6AFP Silver satin stainless steel with anti-fingerprint coating	MP8AFP Carbon black satin stainless steel with anti-fingerprint coating	MP9AFP Copper satin stainless steel with anti-fingerprint coating

INDIRECT STAINLESS STEEL







	
ST21S Indirect brushed stainless steel	ST21B Carbon black indirect brushed stainless steel

TEXTURED STAINLESS STEEL

	
TS2 Flemish Linen	K Scottish Quad

GLASS







GLASS

					
GD1 Wide Illusion, digital printed glass	GD3 Iridescent, digital printed glass	GM2 Dark Silver, mirror glass	GP6 Natural White, glass	GP7 Bold Turquoise, glass	TW1 Transparent glass

TRANSPARENT GLASS

LAMINATE

LAMINATE


					
L235 Whitened Ash, anti-microbial laminate	L236 Natural Oak, anti-microbial laminate	L239 Blackened Oak, anti-microbial laminate	L95 Natural Teak, anti-microbial laminate	L101 Black, anti-microbial laminate	L102 Cream white, 3D anti-microbial laminate

LAMINATE, 3D SURFACE


FLOORS

There are several flooring options to choose from, including composite stone for long-lasting durability even under heavy use. Add the finishing touches to your design vision by creating a customized PVC or stone floor to match the building interior design.


SINGLE-COLOR PVC



PATTERNED PVC



REAL GRANITE

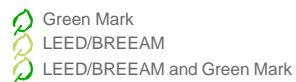


REAL MARBLE

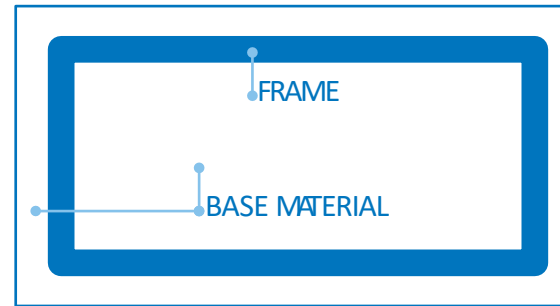
COMPOSITE STONE



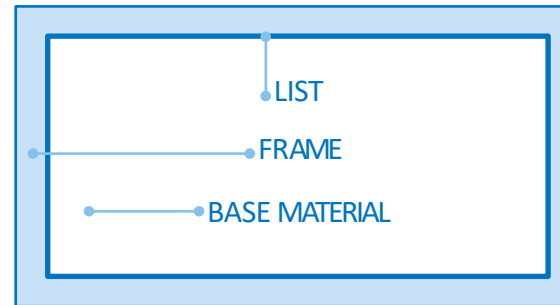
RUBBER



PVC FLOOR CUSTOMIZATION (FREE PATTERN)



STONE FLOOR CUSTOMIZATION (FREE PATTERN)












DOOR FINISHES

Create a seamless look and feel by matching the elevator door finish with the car interior and landing entrances.





* Not available for KONE N MiniSpace™
 Green Mark
 LEED/BREEAM
 LEED/BREEAM and Green Mark

STEEL




BRUSHED STAINLESS STEEL

								
ST4 Silver brushed stainless steel ST4AFP with anti-fingerprint coating	ST4LH Silver long hairline	ST2 Gold brushed stainless steel ST2AFP with anti-fingerprint coating	ST5 Copper brushed stainless steel ST5AFP with anti-fingerprint coating	ST6 Bronze brushed stainless steel ST6AFP with anti-fingerprint coating	ST7 Carbon black brushed stainless steel	CB Carbon black brushed stainless steel with anti-fingerprint coating	ST43 Silver brushed stainless steel	ST43LH Silver long hairline







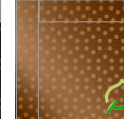

METALLIC PAINTED STEEL

			
METP1FT Champagne, fine textured metallic painted steel	METP5FT Trustworthy Blue, fine textured metallic painted steel	METP6FT Iron Stone, fine textured metallic painted steel	METP7FT Metallic Black, fine textured metallic painted steel




PAINTED STEEL

		
PP10FT Pure White, fine textured painted steel	PP18FT Linen Brown, fine textured painted steel	PP20FT Wool Gray, fine textured painted steel




ETCHED STAINLESS STEEL

							
ST28S Silver Pop, etched stainless steel	ST31S Silver High-rise, etched stainless steel	ST44S Silver Wood, etched stainless steel	ST36C Copper Graphics, etched stainless steel	ST42C * Copper Circle, etched stainless steel	ST42B * Carbon Black Circle, etched stainless steel	ST42BR Bronze Circle, etched stainless steel	ST42G Gold Circle, etched stainless steel


MIRROR-POLISHED STAINLESS STEEL

		
MP1 Silver mirror polished stainless steel	MP4 Copper mirror polished stainless steel	MP5 Carbon Black, mirror polished stainless steel



SATIN STAINLESS STEEL

		
MP6AFP Silver satin stainless steel with anti-fingerprint coating	MP8AFP Carbon black satin stainless steel with anti-fingerprint coating	MP9AFP Copper satin stainless steel with anti-fingerprint coating

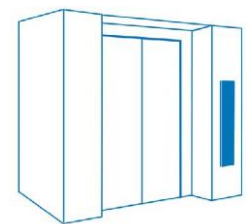
INDIRECT STAINLESS STEEL

	
ST21S Indirect brushed stainless steel	ST21B Carbon black indirect brushed stainless steel



TEXTURED STAINLESS STEEL

	
TS2 Flemish Linen	K Scottish Quad



WALL MAP (only for machine roomless)




BRUSHED STAINLESS STEEL

	
ST4 Silver brushed stainless steel, AISI304	ST2 Gold brushed stainless steel

MIRROR-POLISHED STAINLESS STEEL


	
MP1 Silver mirror polished stainless steel	MP4 Copper mirror polished stainless steel

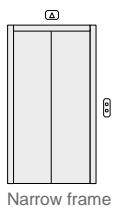
PAINTED STEEL


PP10FT Pure White, fine textured painted steel

GLASS

GLASS


TW1 Transparent glass



CEILING

Our extensive range of ceilings is complemented by attractive lighting suitable for different environments.

Green Mark
LEED/BREEAM
LEED/BREEAM and Green Mark




ACCESSORIES

Add the finishing touches with our wide range of elevator accessories.

HANDRAILS

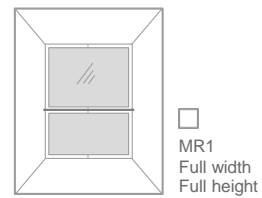
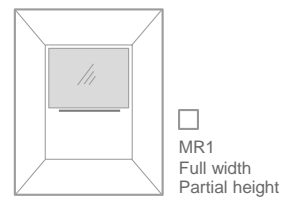
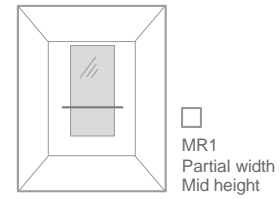
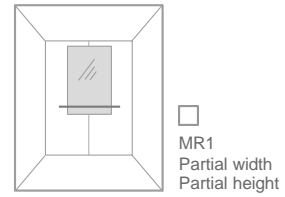



SKIRTING



STANDARD MIRRORS

Mirrors are a great way to add a feeling of space and reflect key design elements inside the car.



KONE provides innovative and eco-efficient solutions for elevators, escalators, automatic building doors and the systems that integrate them with today's intelligent buildings.

We support our customers every step of the way; from design, manufacturing and installation to maintenance and modernization. KONE is a global leader in helping our customers manage the smooth flow of people and goods throughout their buildings.

Our commitment to customers is present in all KONE solutions. This makes us a reliable partner throughout the life cycle of the building. We challenge the conventional wisdom of the industry. We are fast, flexible, and we have a well-deserved reputation as a technology leader, with such innovations as KONE MonoSpace® DX, KONE NanoSpace™ and KONE UltraRope®.

KONE employs close to 57,000 dedicated experts to serve you globally and locally.

KONE CORPORATION

www.kone.com

KONE Public Company Limited

555 Rasa Tower B, 26th Floor,
Phaholyothin Road, Chatuchak,
Chatuchak, Bangkok 10900
Thailand
+66 2 088 6500
www.kone.co.th

This publication is for general informational purposes only and we reserve the right at any time to alter the product design and specifications. No statement this publication contains shall be construed as a warranty or condition, express or implied, as to any product, its fitness for any particular purpose, merchantability, quality or representation of the terms of any purchase agreement. Minor differences between printed and actual colors may exist. KONE MonoSpace® DX, KONE EcoDisc®, KONE Care® and People Flow® are registered trademarks of KONE Corporation. Copyright © 2020 KONE Corporation.

DISTRIBUTORS

Cambodia

Comin Khmere
+855 23 885 640

Laos

Comin Asia
+856 30 777 4777

Myanmar

Octagon Automobile & Machinery Services Co., Ltd.
+95 9 8631438