

THE CONNECTED
GOODS ELEVATOR IS HERE



THE POWER TO CONNECT

In an increasingly digitalized world, everything is connected, and elevators are no exception. The KONE TranSys™ DX redefines what an elevator built for demanding environments can be, with built-in connectivity for improved goods flow.

Powered by the compact KONE EcoDisc® hoisting motor, the KONE TranSys DX not only has exceptional lifting power and performance, it also saves valuable space in your building by completely removing the need for a machine room.

KEY SPECIFICATIONS



API ready



Connected



Max. load capacity
4,000 kg



Max. speed
1.0 m/s



Max. travel
40 m



Max. floors
12



Max. group size
2

1

Smoother logistics integration with connectivity

Connectivity makes it easier than ever to integrate goods elevators into your building's logistics chain. New services enabled by the KONE digital platform and KONE Partner Ecosystem, as well as application programming interfaces (APIs), help you get things from A to B as quickly and smoothly as possible.

2

Plan for success with KONE as your partner

Make the right decisions first time and plan your elevator down to the very last detail with expert support. We also offer sustainable materials and technologies to help you achieve green building certifications and ensure compliance with safety codes and standards.

3

CREATE A DURABLE AND FUNCTIONAL ELEVATOR CAR INTERIOR

Whatever type of building you're developing, we have wall, door, flooring, and accessory options to fit your design, budget, and building-use requirements.

Easy to upgrade

With easy digital integration and the possibility to upgrade in the future as your needs change, you're all set to add new connected services as and when you need them.

Easy loading and unloading


Get goods and passengers in and out with ease thanks to wide-opening doors and highly accurate leveling, plus a high sill load according to Class A loading requirements; other loading classes are available on request. With connectivity built in, staff moving heavy loads can optimize their route by calling an elevator remotely.

Compliance you can rely on

Enhance your elevator with solutions that ensure compliance with various codes and regulations, including accessibility, vandal-resistance, and operation during a fire.

Space efficiency

The compact design of the KONE EcoDisc hoisting machine and multi-panel door solution mean there is more space available in the shaft for a bigger elevator car.



FUTURE-PROOF YOUR BUILDING WITH CONNECTIVITY

We have added connectivity to make KONE TranSys DX elevators smarter and more desirable. Connected people flow means your elevator solution never stands still and your building gets better with every update.

To bring you peace of mind in the digital world, cybersecurity and privacy are an integral part of all our digital services and connections. Monitoring our digital environments around the clock helps us take proper care of them for you now and in the future.



SMOOTHER LOGISTICS INTEGRATION WITH CONNECTIVITY

Smart solutions based on connected digital technologies improve equipment performance, availability, and efficiency.

With KONE TranSys DX you can take advantage of a whole new suite of solutions and services to minimize interruptions in service. These include digitally enabled solutions like KONE 24/7 Connected Services for the best possible elevator availability.

With KONE APIs you also have the freedom to develop your own smart building solutions, allowing you to better integrate the elevator into your logistics chain to meet the needs of your building and maximize efficiency.

You can also benefit from solutions and services developed by the growing number of partners of the KONE Partner Ecosystem. These can include, for example, automated transportation robots that move goods around the building via the elevators.



PLAN FOR SUCCESS WITH KONE AS YOUR PARTNER

Build greener and make sure your project ticks all the boxes when it comes to industry codes and standards, safe and sustainable materials, and expert support.

BUILD GREENER

KONE solutions and expertise can make all the difference when you're aiming to achieve green building certifications and credits for schemes like BREEAM, LEED, and Green Mark.

BUILD TO STANDARDS

The KONE TranSys DX complies with all relevant industry codes and standards. Talk to your local KONE sales representative about how we can support you with issues such as accessibility, vandal-resistance, and fire code compliance.


BUILD WITH A PARTNER

You benefit from comprehensive support throughout your building's lifecycle, from expert planning advice to flexible maintenance and modernization solutions and services.



CREATE A DURABLE AND FUNCTIONAL ELEVATOR CAR INTERIOR

Our next-generation planning tools help you save time, make the right decisions first time, and plan your elevator down to the very last detail.



KONE CAR DESIGNER

Check out our themed design directions or create your own unique car interior by combining materials, lighting, and accessories, then bring your vision to life with 3D modeling.




CHECK OUT OUR PLANNING TOOLS

www.kone.co.th



MATERIALS & ACCESSORIES



* Anti-stain, anti-fingerprint coating: This specialized coating helps keep colored stainless steel elevator materials looking as good as new by preventing staining and making fingerprints less visible.

 Green Mark
 LEED/BREEAM
 LEED/BREEAM and Green Mark

WALL AND DOOR MATERIALS

								
ST4 Silver brushed stainless steel ST4AFP with anti-fingerprint coating	ST4 Silver brushed stainless steel	ST4AFP* Silver brushed stainless steel with anti-fingerprint coating	ST43 Silver brushed, stainless steel	PP18FT Linen brown, fine textured painted steel	PP20FT Wool gray, fine textured painted steel	TS2 Flemish Linen	K Scottish Quad	ST43LH Silver long hairline




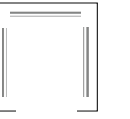
FLOOR MATERIALS

	
RC7 Coin pattern, rubber floor	FE-1 Tear plate, zinc-coated steel floor

WALL MAP MATERIALS

				
ST4 Silver brushed stainless steel	ST2 Gold brushed stainless Steel	MP1 Silver mirror-polished stainless steel	MP4 Copper mirror-polished stainless steel	PP10FT Pure white, fine textured painted steel

HANDRAILS

			
HR61 ST4	HR64 ST4	HR61 Round tube with straight ends	HR64 Tube with rounded ends


BUFFER RAILS

	
BR1 Steel	BR1 Wood

CEILINGS

		
LF1 Lighting: LED tubes Finishing: PP10FT	CL88 Lighting: LED spot Finishing: ST4	CL91 Lighting: LED tubes Finishing: ST4, PP10FT, ST43

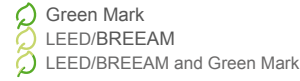
MIRROR



Mirrors are available with clear glass without fixings in partial width, partial height & partial width, mid height

KDS 330 – BUILT FOR TODAY, READY FOR TOMORROW

The flush-mounted KDS 330 signalization family for residential and commercial buildings is a revolution in elevator design. Its modular structure means you can swap out different elements – such as the faceplate, display, and even buttons – to add new functions and create a unique look and feel.



CAR OPERATING PANEL (COP)



FH COP

FH COP

Mounting type
Full-height COP flush mounted
Swing COP type
Landing devices flush/surface mounted
Large HL only flush mounted


Display
9 inch STN LCD (COP)
5.7 inch STN LCD (COP, HI)
dot-matrix (White, Red – COP, Landing)
4.3 inch STN LCD (LCI, LCII)
Media screen

Button
Tempered glass button,
Stainless steel button, Aus button,
Singapore button,
EN81-70 button

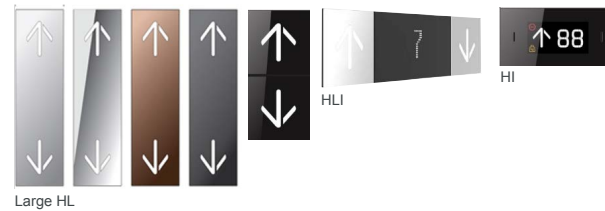


Horizontal COP
(KDS floor button)


FINISHES




HALL LANTERNS AND INDICATORS



LANDING CALL STATIONS




BUTTONS



ST2

FOOT BUTTON



FB

KDS 220 - EXCELLENT USABILITY

Excellent usability and durable materials make the KONE KDS 220 a reliable choice. Add the finishing touch to your elevator with our user-friendly KONE KDS 220 signalization. Whatever your elevator car interior provides the perfect complement.

CAR OPERATING PANEL (COP)



Full height COP

Display
7-segment, Dot-matrix. STN LCD
Amber LED, White LED

Mounting types
Surface mounted: landing, partial height & horizontal COP
Flush mounted: full-height COP

Buttons
Round surface mounted,
Braille as an option
Square surface mounted with braille for EN81-70-2018



Horizontal COP
(KDS floor button)

BUTTONS



Silver stainless steel with Braille

Black glass

Silver stainless steel

HALL LANTERNS & INDICATORS



HI

HL

FINISHES



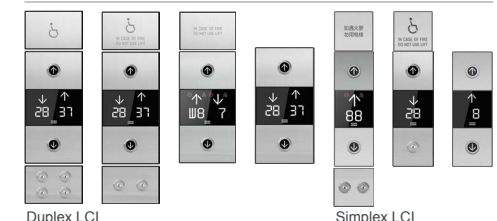
ST4AFP

LANDING CALL STATION



LCS without indicator

LANDING DEVICES



Duplex LCI

Simplex LCI

KONE provides innovative and eco-efficient solutions for elevators, escalators, automatic building doors and the systems that integrate them with today's intelligent buildings.

We support our customers every step of the way; from design, manufacturing and installation to maintenance and modernization. KONE is a global leader in helping our customers manage the smooth flow of people and goods throughout their buildings.

Our commitment to customers is present in all KONE solutions. This makes us a reliable partner throughout the life cycle of the building. We challenge the conventional wisdom of the industry. We are fast, flexible, and we have a well-deserved reputation as a technology leader, with such innovations as KONE MonoSpace® DX, KONE NanoSpace™ and KONE UltraRope®.

KONE employs close to 57,000 dedicated experts to serve you globally and locally.

KONE CORPORATION

www.kone.com

KONE Public Company Limited

555 Rasa Tower B, 26th Floor,
Phaholyothin Road, Chatuchak,
Chatuchak, Bangkok 10900
Thailand
+66 2 088 6500
www.kone.co.th

This publication is for general informational purposes only and we reserve the right at any time to alter the product design and specifications. No statement this publication contains shall be construed as a warranty or condition, express or implied, as to any product, its fitness for any particular purpose, merchantability, quality or representation of the terms of any purchase agreement. Minor differences between printed and actual colors may exist. KONE MonoSpace® DX, KONE EcoDisc®, KONE Care® and People Flow® are registered trademarks of KONE Corporation. Copyright © 2020 KONE Corporation.

DISTRIBUTORS

Cambodia

Comin Khmere
+855 23 885 640

Laos

Comin Asia
+856 30 777 4777

Myanmar

Octagon Automobile & Machinery Services Co., Ltd.
+95 9 8631438